

Suburb Profile Report

Yugar QLD 4520

Prepared on 04 December 2020

Prepared by Jason Mrak | Jason@wardrealestate.com.au | +61413577211



CoreLogic[®]





20km
Distance from GPO

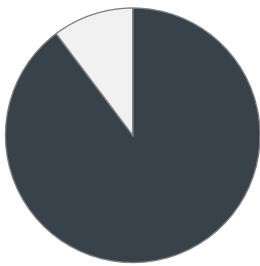


383
Population
2.8%
5 year population change



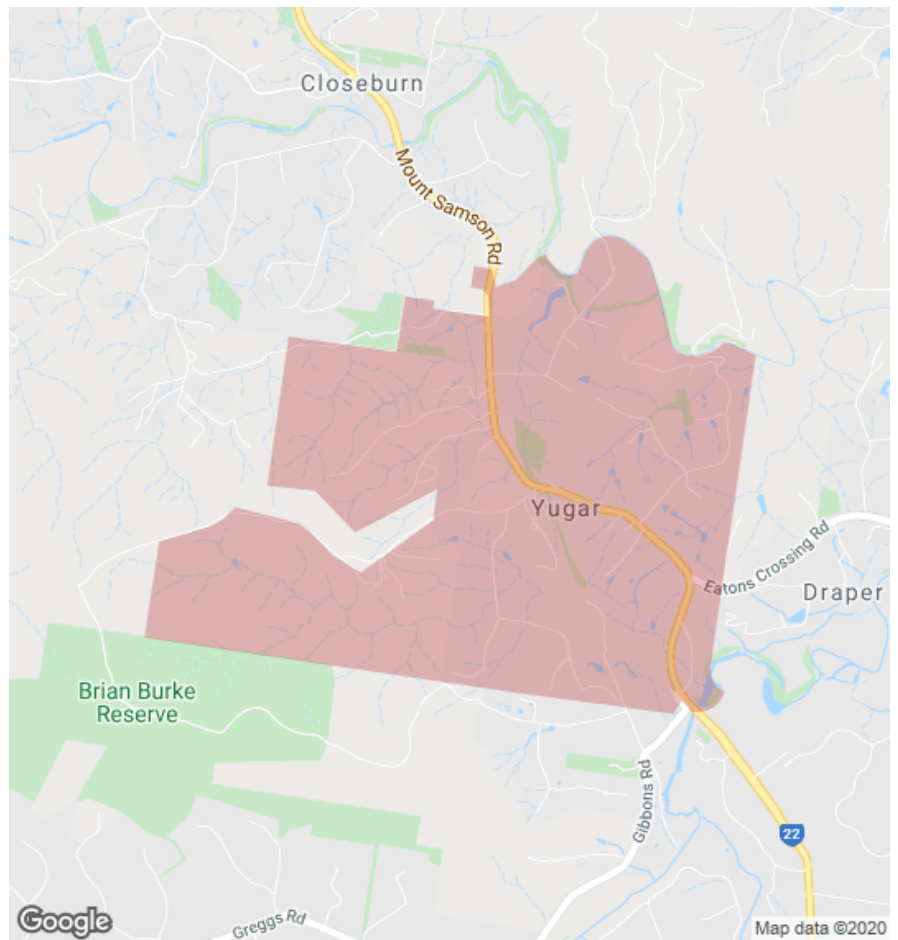
↓
Average length of ownership

10%



90%

■ Owner Occupiers □ Renters



The size of Yugar is approximately 4.9 square kilometres. It has 13 parks covering nearly 1.9% of total area. The population of Yugar in 2011 was 394 people. By 2016 the population was 383 showing a population decline of 2.8% in the area during that time. The predominant age group in Yugar is 10-19 years. Households in Yugar are primarily couples with children and are likely to be repaying \$1800 - \$2399 per month on mortgage repayments. In general, people in Yugar work in a managers occupation. In 2011, 90.4% of the homes in Yugar were owner-occupied compared with 96.5% in 2016. Currently the median sales price of houses in the area is \$750,000.

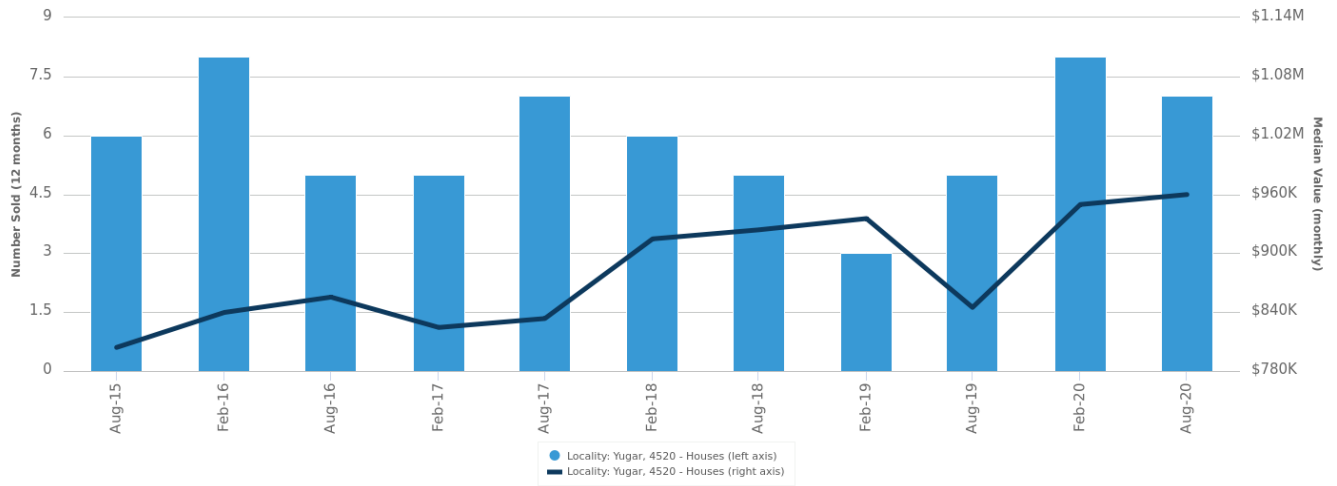
	Total dwellings	Total new listings*	Median Value	Total number currently listed
	130	6	\$967,925	1
	-	-	-	0

*Total number of unique properties listed for sale over the past 12 months.

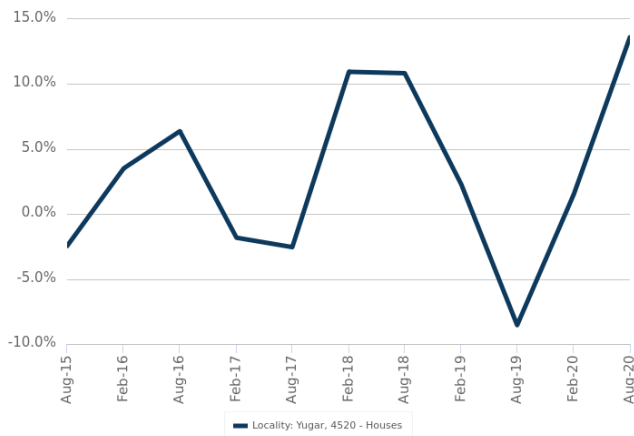


Houses: For Sale

Number Sold vs. Median Value (monthly)



Change in Median Value



\$\$\$

Upper Quartile Price*

\$822,500

The 75th percentile sale price of sales over the past 12 months within the suburb.

\$\$

Median Price*

\$750,000

The middle sale price of all transactions recorded over the past 12 months within the suburb. Note that sale prices lower than \$10,000 and higher than \$80,000,000 are excluded from the analysis.

\$

Lower Quartile Price*

\$671,250

The 25th percentile sale price of sales over the past 12 months within the suburb.

*Statistics are calculated over a rolling 12 month period

Houses: Market Activity Snapshot

On The Market

0

2
BEDROOMS


0

There are no 2 bedroom Houses on the market in this suburb There are no recently sold 2 bedroom Houses in this suburb

1

3
BEDROOMS

1



1874 Mount Samson Road
Yugar QLD 4520
Listed on 27 Nov 2020
Offers Over \$899,000

2
 1
 20.67Ha



4 Cedardell Court Yugar
QLD 4520
Sold on 30 Nov 2020
\$950,000*

7
 2
 1.65Ha

0

4
BEDROOMS

1

There are no 4 bedroom Houses on the market in this suburb



5 Pinbarren Place Yugar
QLD 4520
Sold on 21 Aug 2020
\$990,000

3
 2
 2Ha

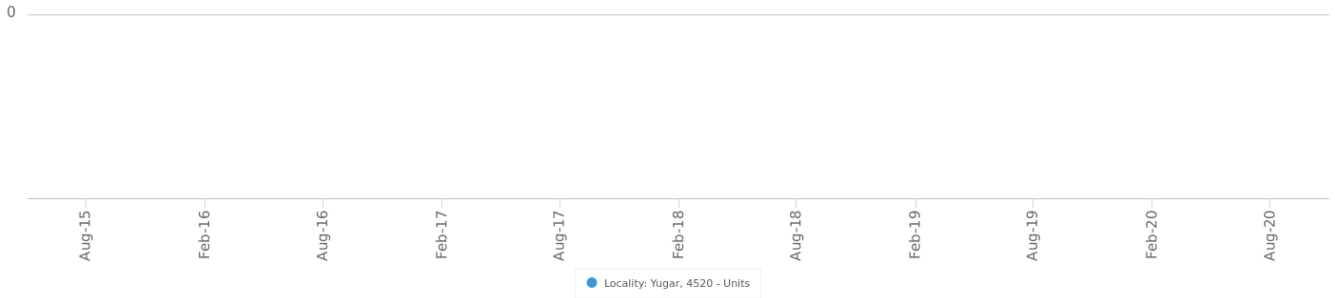


= number of houses currently On the Market or Sold within the last 6 months

*Agent advised

Units: For Sale

Number Sold vs. Median Value (monthly)



Units: Market Activity Snapshot

On The Market



There are no 1 bedroom Units on the market in this suburb

There are no recently sold 1 bedroom Units in this suburb



There are no 2 bedroom Units on the market in this suburb

There are no recently sold 2 bedroom Units in this suburb



There are no 3 bedroom Units on the market in this suburb

There are no recently sold 3 bedroom Units in this suburb



= number of units currently On the Market or Sold within the last 6 months

Houses: Rental Activity Snapshot

For Rent

 0

 2
BEDROOMS

There are no 2 bedroom Houses for rent in this suburb

 1

 3
BEDROOMS



LOT 1/2060 Mount Samson Road Yugar

Listed on 27 Nov 2020
\$700/W

 -

 1

 3.50Ha

 0

 4
BEDROOMS


There are no 4 bedroom Houses for rent in this suburb




= number of houses observed as On the Market for Rent within the last month

Units: Rental Activity Snapshot

For Rent



There are no 1 bedroom Units for rent in this suburb



There are no 2 bedroom Units for rent in this suburb



There are no 3 bedroom Units for rent in this suburb

 = number of units observed as On the Market for Rent within the last month

DISCLAIMER

Copyright

This publication reproduces materials and content owned or licenced by CoreLogic and may include data, statistics, estimates, indices, photographs, maps, tools, calculators (including their outputs), commentary, reports and other information (CoreLogic Data).

CoreLogic Standard Disclaimer

The CoreLogic Data provided in this publication is of a general nature and should not be construed as specific advice or relied upon in lieu of appropriate professional advice.

While CoreLogic uses commercially reasonable efforts to ensure the CoreLogic Data is current, CoreLogic does not warrant the accuracy, currency or completeness of the CoreLogic Data and to the full extent permitted by law excludes all loss or damage howsoever arising (including through negligence) in connection with the CoreLogic Data.

This publication contains data and statistics provided by the Australian Bureau of Statistics, available at <http://www.abs.gov.au/> and reproduced under Creative Commons Attribution 2.5 <http://creativecommons.org/licenses/by/2.5/au/legalcode>.

Mapping Data

A map showing an area or boundaries of a property is indicative only and may not be complete or accurate.

State and Territory Data

Based on or contains data provided by the State of Queensland (Department of Natural Resources and Mines) 2020. In consideration of the State permitting use of this data you acknowledge and agree that the State gives no warranty in relation to the data (including accuracy, reliability, completeness, currency or suitability) and accepts no liability (including without limitation, liability in negligence) for any loss, damage or costs (including consequential damage) relating to any use of the data. Data must not be used for direct marketing or be used in breach of the privacy laws; more information at www.propertydatacodeofconduct.com.au

If you have any questions or concerns about the information in this report, please contact our customer care team.

Within Australia: **1300 789 449**
Outside Australia: **(+61) 7 3114 9999**
Email us: customercare@corelogic.com.au