

Suburb Profile Report

Cedar Creek QLD 4520

Prepared on 04 December 2020

Prepared by Jason Mrak | Jason@wardrealestate.com.au | +61413577211



CoreLogic[®]





25km
Distance from GPO



738
Population
↑16.4%
5 year population change



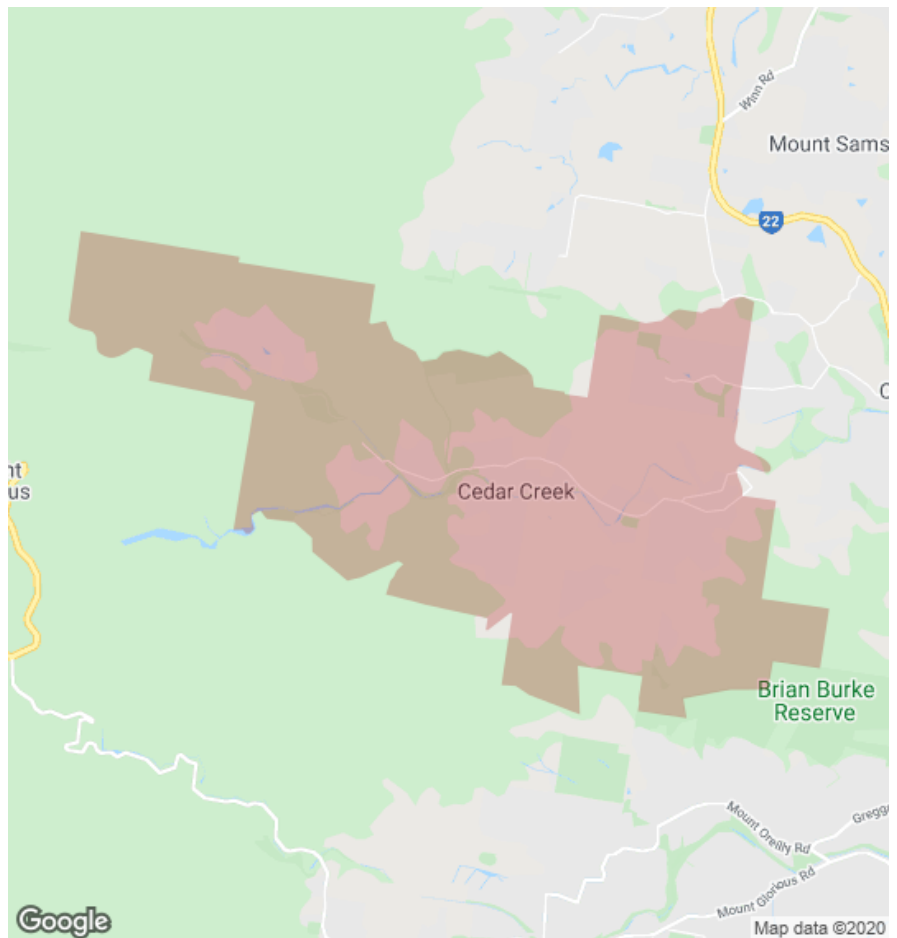
-
Average length of ownership

5%



95%

■ Owner Occupiers □ Renters



The size of Cedar Creek is approximately 19.4 square kilometres. It has 21 parks covering nearly 6.2% of total area. The population of Cedar Creek in 2011 was 634 people. By 2016 the population was 738 showing a population growth of 16.4% in the area during that time. The predominant age group in Cedar Creek is 40-49 years. Households in Cedar Creek are primarily couples with children and are likely to be repaying \$3000 - \$3999 per month on mortgage repayments. In general, people in Cedar Creek work in a professional occupation. In 2011, 87.6% of the homes in Cedar Creek were owner-occupied compared with 90.5% in 2016. Currently the median sales price of houses in the area is \$981,500.

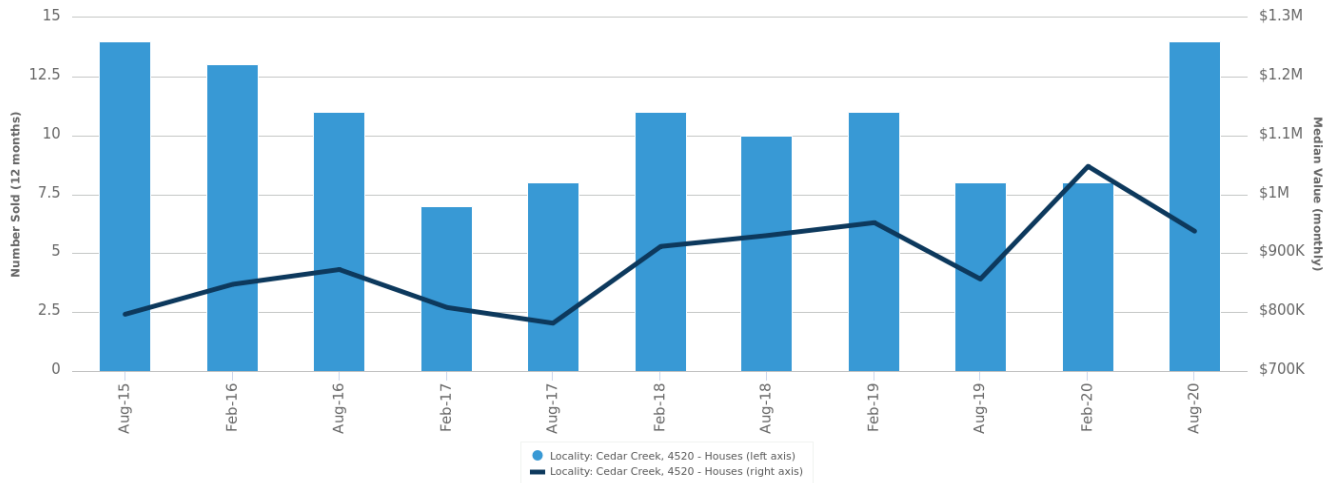
	Total dwellings	Total new listings*	Median Value	Total number currently listed
	224	8	\$962,191	2
	3	-	-	0

*Total number of unique properties listed for sale over the past 12 months.

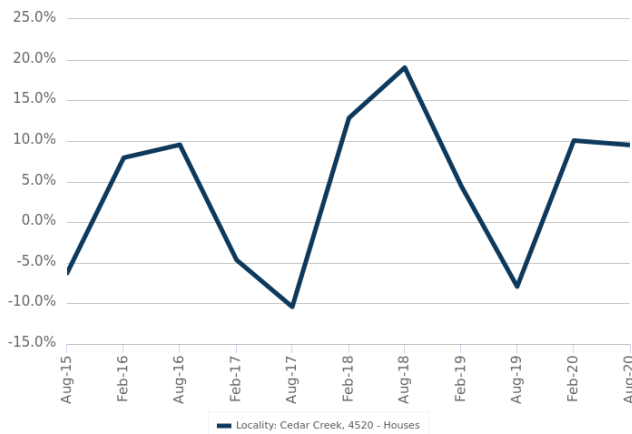


Houses: For Sale

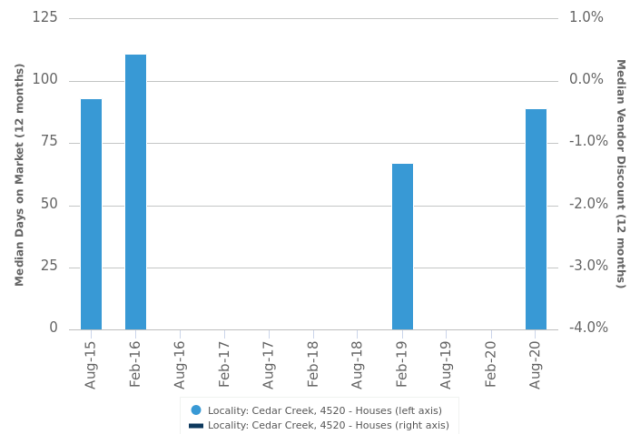
Number Sold vs. Median Value (monthly)



Change in Median Value



Median Days on Market vs. Median Vendor Discount



\$\$\$

Upper Quartile Price*

\$1,319,125

The 75th percentile sale price of sales over the past 12 months within the suburb.

\$\$

Median Price*

\$981,500

The middle sale price of all transactions recorded over the past 12 months within the suburb. Note that sale prices lower than \$10,000 and higher than \$80,000,000 are excluded from the analysis.

\$

Lower Quartile Price*

\$811,500

The 25th percentile sale price of sales over the past 12 months within the suburb.

*Statistics are calculated over a rolling 12 month period

Houses: Market Activity Snapshot

On The Market

0

2
BEDROOMS

There are no 2 bedroom Houses on the market in this suburb

Recently Sold

0

There are no recently sold 2 bedroom Houses in this suburb

0

3
BEDROOMS

There are no 3 bedroom Houses on the market in this suburb

1



798 Cedar Creek Road
Cedar Creek QLD 4520

Sold on 01 Jul 2020
\$787,000

4
 2
 5,338m²

1

4
BEDROOMS

There are no recently sold 4 bedroom Houses in this suburb



85-87 Glenhaven Close
Cedar Creek QLD 4520

Listed on 20 Nov 2020
\$1,099,000+

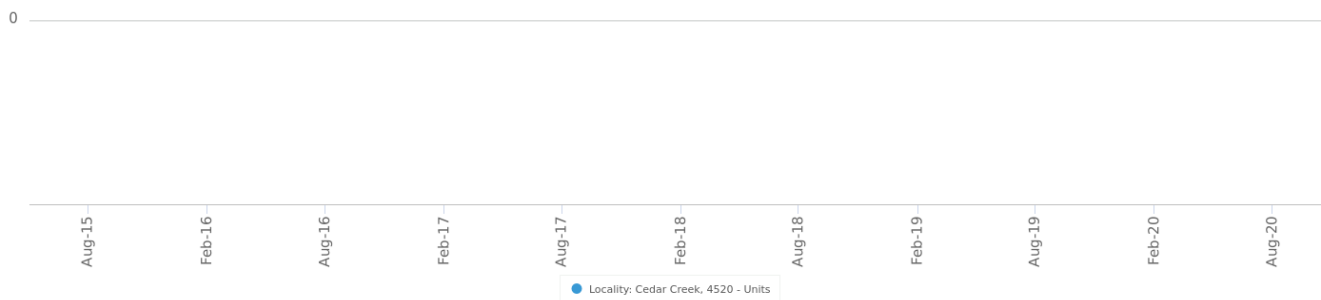
2
 2
 5.23Ha



= number of houses currently On the Market or Sold within the last 6 months

Units: For Sale

Number Sold vs. Median Value (monthly)



Units: Market Activity Snapshot

On The Market



There are no 1 bedroom Units on the market in this suburb

There are no recently sold 1 bedroom Units in this suburb



There are no 2 bedroom Units on the market in this suburb

There are no recently sold 2 bedroom Units in this suburb



There are no 3 bedroom Units on the market in this suburb

There are no recently sold 3 bedroom Units in this suburb



= number of units currently On the Market or Sold within the last 6 months

Houses: Rental Activity Snapshot

For Rent



0

 2
BEDROOMS

There are no 2 bedroom Houses for rent in this suburb



0

 3
BEDROOMS

There are no 3 bedroom Houses for rent in this suburb



0

 4
BEDROOMS

There are no 4 bedroom Houses for rent in this suburb



= number of houses observed as On the Market for Rent within the last month

Units: Rental Activity Snapshot

For Rent



0



1

BEDROOMS

There are no 1 bedroom Units for rent in this suburb



0



2

BEDROOMS

There are no 2 bedroom Units for rent in this suburb



0



3

BEDROOMS

There are no 3 bedroom Units for rent in this suburb



= number of units observed as On the Market for Rent within the last month

DISCLAIMER

Copyright

This publication reproduces materials and content owned or licenced by CoreLogic and may include data, statistics, estimates, indices, photographs, maps, tools, calculators (including their outputs), commentary, reports and other information (CoreLogic Data).

CoreLogic Standard Disclaimer

The CoreLogic Data provided in this publication is of a general nature and should not be construed as specific advice or relied upon in lieu of appropriate professional advice.

While CoreLogic uses commercially reasonable efforts to ensure the CoreLogic Data is current, CoreLogic does not warrant the accuracy, currency or completeness of the CoreLogic Data and to the full extent permitted by law excludes all loss or damage howsoever arising (including through negligence) in connection with the CoreLogic Data.

This publication contains data and statistics provided by the Australian Bureau of Statistics, available at <http://www.abs.gov.au/> and reproduced under Creative Commons Attribution 2.5 <http://creativecommons.org/licenses/by/2.5/au/legalcode>.

Mapping Data

A map showing an area or boundaries of a property is indicative only and may not be complete or accurate.

State and Territory Data

Based on or contains data provided by the State of Queensland (Department of Natural Resources and Mines) 2020. In consideration of the State permitting use of this data you acknowledge and agree that the State gives no warranty in relation to the data (including accuracy, reliability, completeness, currency or suitability) and accepts no liability (including without limitation, liability in negligence) for any loss, damage or costs (including consequential damage) relating to any use of the data. Data must not be used for direct marketing or be used in breach of the privacy laws; more information at www.propertydatacodeofconduct.com.au

If you have any questions or concerns about the information in this report, please contact our customer care team.

Within Australia: **1300 789 449**
Outside Australia: **(+61) 7 3114 9999**
Email us: customercare@corelogic.com.au